

33. Sharing

Background information for teachers

The pupils will hear the story *Sharing a Shell* by Julia Donaldson (Macmillan Children's Books) that explores the theme of building friendship and community by creating a place where everyone can feel welcomed and included, and where gifts can be shared for the good of all.

Resources

- *Sharing a Shell* by Julia Donaldson
- Shells of all sorts, but including a large whelk shell
- Shiny blue and green paper to create a rock pool
- Rocks and sandpaper
- Card cut-outs of sea creatures taken from the book illustrations
- Empty ice-cream tub or yoghurt carton and paper cup
- Words that say: *What will you share today?*
- Glitter pens

Introduce to the pupils by . . .

- Reading the story, and talking about the experiences and feelings of characters in the book.
- Discussing how the creatures supported each other and how they felt when they quarrelled.
- Talking about the advantages of the creatures living and working together.
- Exploring the different types of shells in the rock pool, noticing shells which might make a good home for small creatures.
- Exploring together how everyone can be made to feel part of the class and ways in which all can help and support each other to create a peaceful and happy class/community and a welcoming 'home' for a large number of people e.g., 30 people.
- Showing the cut-out sea creatures and asking them to suggest ways in which they share in the classroom, both the resources and their own gifts/contributions.

- Writing children's suggestions on the creatures, e.g., friendship, help, tidying up, sharing toys, including a class member in a game, sharing equipment, etc., and demonstrating how these can be concealed in the large shell.

What will the pupils do?

- Select an appropriate word or phrase written on a creature, or take a blank one to write their own kind of sharing on it and decorate their creature with glitter pens before placing in the large shell(s).



Summarise

- Remove the creatures from the shell and revisit the many ways in which class members include, support and share with each other.
- Conclude with a prayer, e.g., *Dear God, help us to see ways in which you would like us to share and help each other, so that our class may be a place of peace and love where everyone is welcome. Amen.* (The prayer could be mounted on card surrounded by the creatures as a further display.)

sharing




What
will you
share
today?



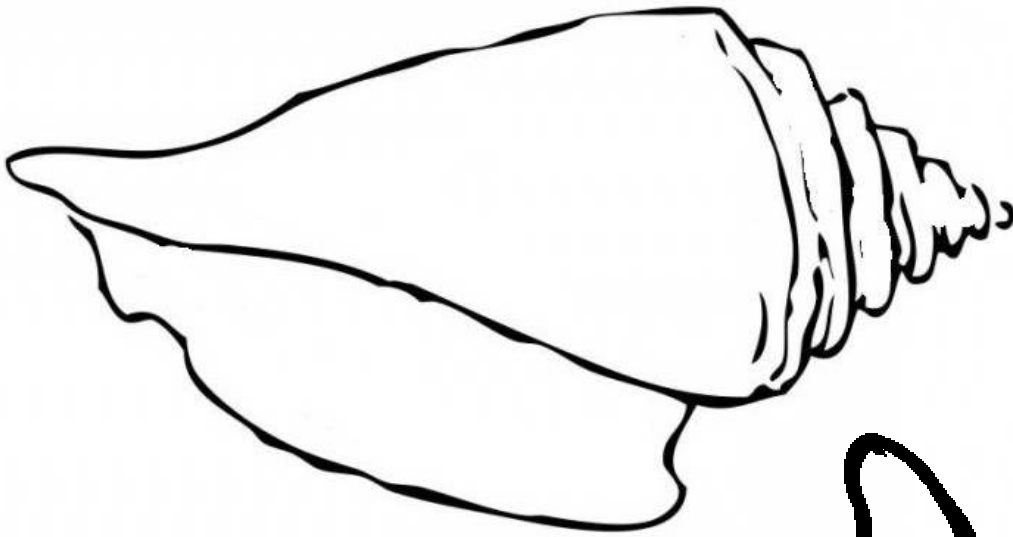
Dear God

Help us to see ways in which you would like us to share and help each other, so that our class may be a place of peace and love where everyone is welcome.

Amen.







Sharing

What will you share today?

